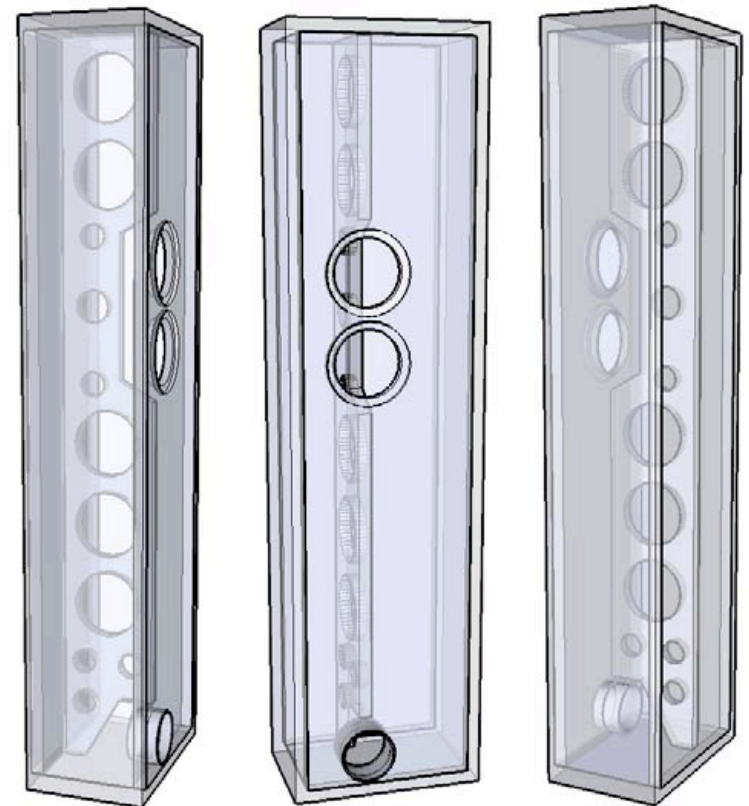
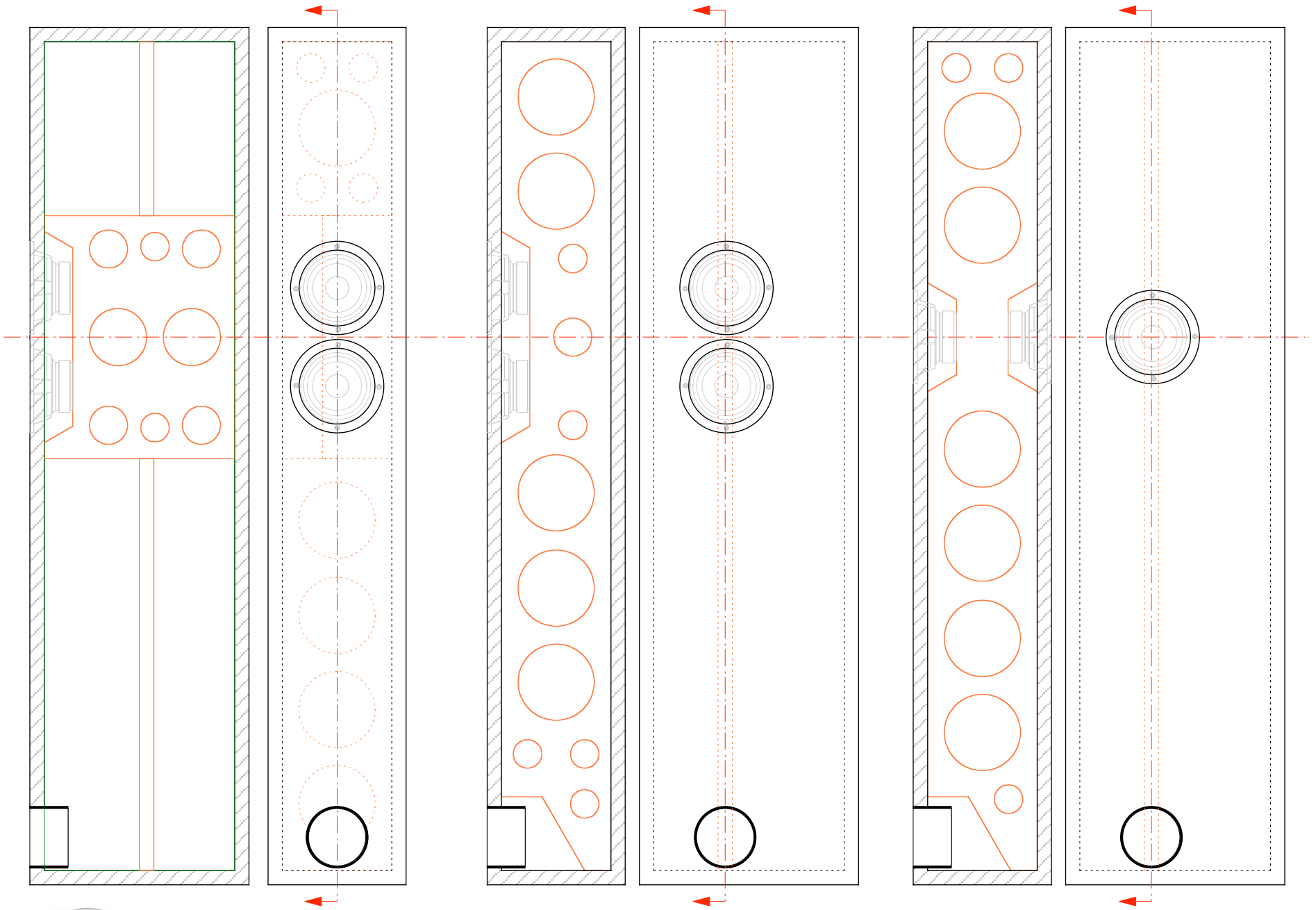


- Notes:
- 0/ drawn with $\frac{3}{4}$ " material. Void free multiply recommended.
 - 1/ Line top, back & one sidewall with 1in acoustic fiberglass. Adjust to suit from there.
 - 3/ suitable fro 2 x EL70 or 2x CHR-70 wired in series. Parallel wiring requires a 2 ohm capability -- or use 2 amplifiers.
 - 4/ No filters are probably fine for far-field listening. A traditional 1.5 way requires parallel wiring. A tweeter could be added for a 2-way, but is a bit of a waste of the extended top end of these drivers.
 - 5/ build as mirrored pairs


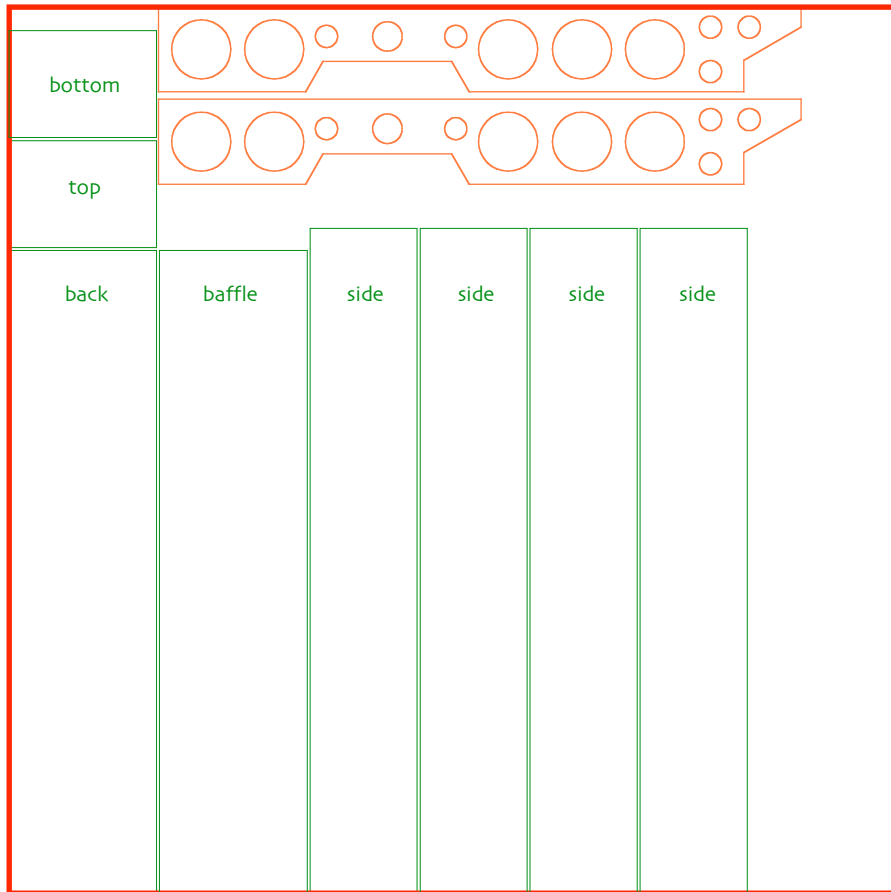


Dual Driver ML-TL
 for 2x Mark Audio CHR-70 or CSS EL70 ov9
 Sheet 0 – design dimensions
 designed by Scott Lindgren
 drawn by dld / 10-august-2009
 © 2009 Woden Design

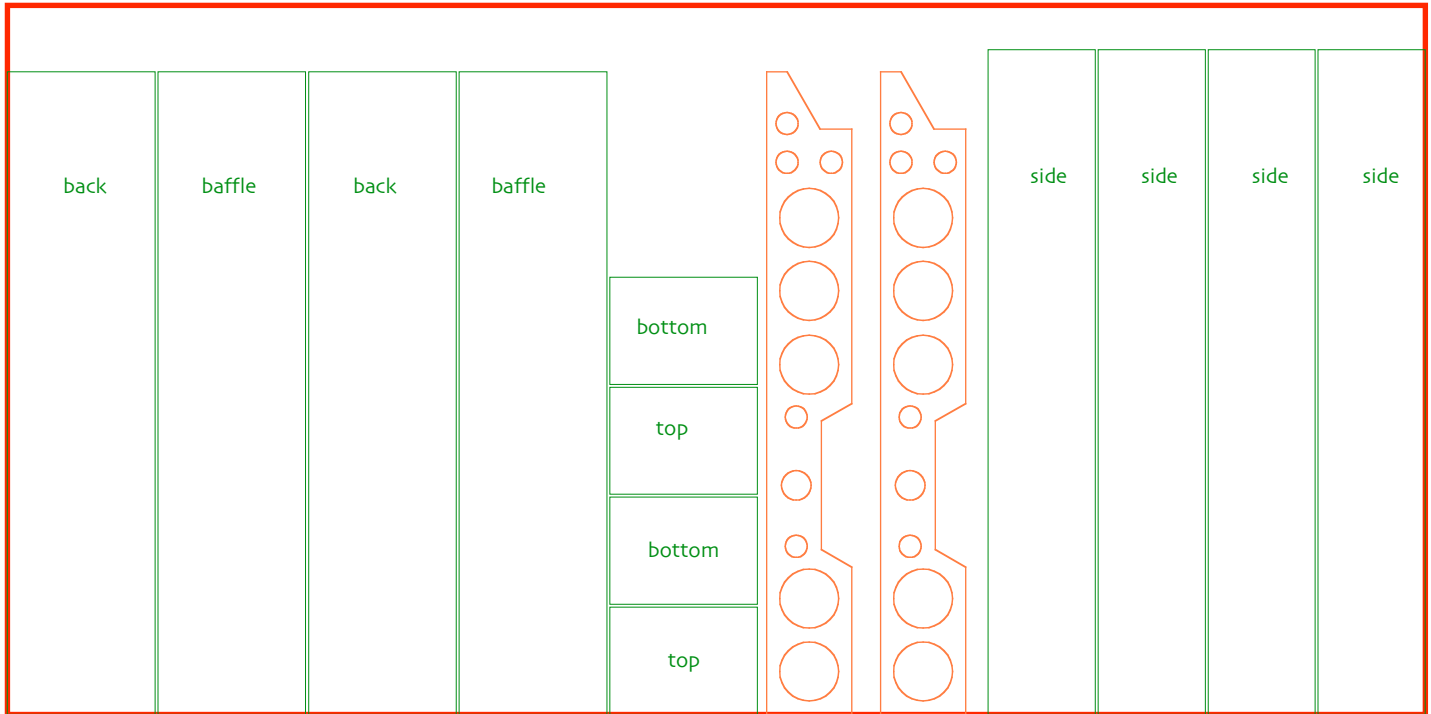


Dual Driver ML-TL
 for 2x Mark Audio CHR-70 or CSS EL70 ov8
 Sheet 1 – variations on the theme
 designed by Scott Lindgren
 drawn by dld / 10-august-2009
 © 2009 Woden Design

Notes:
 o/ all critical dimensions the same as on Sheet 0



Dual Driver ML-TL
 for 2x Mark Audio CHR-70 or CSS EL70 ov8
 Sheet 2 – suggested 5x5' cut plan
 designed by Scott Lindgren
 drawn by dld / 15-september-2009
 © 2009 Woden Design



Dual Driver ML-TL
 for 2x Mark Audio CHR-70 or CSS EL70 ov8
 Sheet 3 – suggested 4x8' cut plan
 designed by Scott Lindgren
 drawn by dld / 15-september-2009
 © 2009 Woden Design